



Timberland Goldens

Live Video Feed Agreement And Instructions

We are honored that you have chosen to adopt one of our Golden Retriever puppies. While we know you are excited and eager to welcome your puppy to their new home, we want to exceed your expectations, when it comes to providing you with a memorable experience.

We have decided to offer our new puppy owners intermittent live camera feed, utilizing the Wyze Video Camera. Following is a brief explanation of the do's and don'ts, along with instructions on how to connect to the live feed.

Do's

1. While the camera is on, you have access to record as much video footage and capture any still photo images you wish to. Understand that other puppy owners are watching their puppies as well, and know that recordings take up internet bandwidth. So, please limit your recording time to a minimum, during each live feed session.

Don't

1. Although the video feed will come available with the "Speak" function, please DO NOT use this feature to speak through the camera. It will confuse the mother and her puppies and become an annoyance to others who are viewing their puppies at the same time you are.
2. Any video footage you record or still images you take are the property of Timberland Goldens. By this, we ask that the videos and photos you share to others and/or social media, be edited to show mostly your puppy, and not other puppies or their activities.

General Agreement

This is an Agreement between us (referred to as "Timberland Goldens") and our new puppy owners (referred to as "You")


- By accepting Timberland Golden's invitation to share it's video feed, You agree to the terms of this agreement.
- Timberland Goldens is extending a limited time access to You, of their video live feed surveillance camera.

- Timberland Goldens reserves the right to terminate its live camera feed service at any time.
- Timberland Goldens is not liable for any malfunctions that may occur relating to the Wyze Camera or its software.
- Timberland Goldens grants You access to our service. This includes the right to; stream videos that You have the right to view; Upload, store, and/or live stream videos
- You are not authorized to use the “Speak” command of Timberland Goldens Guest Wyze Camera.
- We may update this Agreement by emailing you a revised version. By continuing to use our service, you accept any revised Agreement.

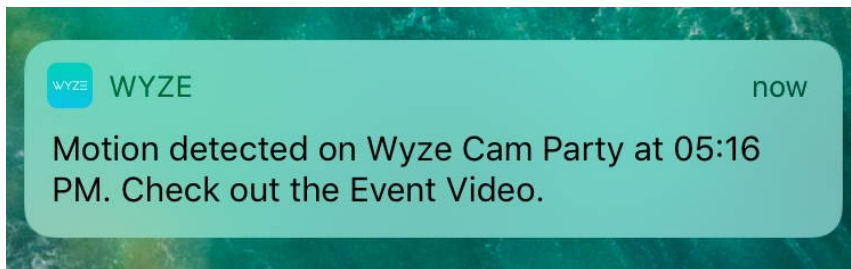
Instructions For Connecting to Timberland Golden’s Live Camera Feed

Viewing a Shared Camera



All Camera Live Streams can be viewed from the Wyze App. So to start, make sure you download the Wyze app from Google Play or the App Store. Then sign in or sign up for a Wyze Account. **When signing up, be sure to use the same email address you gave us for emailing reference, or let us know to send the camera “Share Invitation” to a different email address.

Once you do that, you can accept the shared camera that we send you, by going to the **Account tab**, tapping  in the top right, and accepting the Share from “Timberland Goldens Guest”.

Next, you will want to setup to receive notifications (like the one below) when our camera goes “live”.



1. Tap the camera on the **Home** tab to enter its Live Stream.

2. Tap the  icon in the top right to access the camera's settings.
3. Tap on **Notifications** tab
4. Tap the  toggle next to the **Send Notifications** option to turn Notifications on/off for this camera.
5. The Wyze app will notify you of an Event. When you receive the Event notification, you may open the Wyze app and enter the camera's live stream.